

April 20, 2014  
2014 Spring Issue



# the Queen City BUZZZZZZ

## Special Interest Articles:

Club BeeMaid Order	2
RDBC Drawn Comb Program	3
2014 Beginner Beekeeping Courses	3
Reminders	5
Honey Today	6

## Individual Highlights:

Field Day & Fall Social	2
Springtime Smoothies & Juices with Honey	4
President's Report	5
Geoff's Corner	6
About Our Club	6

## AGM Report

The Regina & District Bee Club's Annual General Meeting took place on March 8, 2014 at the Royal United Services Institute.

Approximately 44 members were in attendance.

Andrew Hamilton, President spoke about the numerous events that the Regina & District Bee Club took part in last year. Events such as the Secret Garden Tour, Organic Connections, Agribition, and the Beginner Beekeeping Course to name only a few.

Resolutions were passed and elections were held. Andrew Hamilton was elected for another two year term and (relatively new to the

Club) Judi Gazda was voted in as Director – also for a two year term.

Then came the guest speakers! John Sochaski of Bee Maid came down from Tisdale presented a great idea for saving beekeepers some money in freight costs.



RDBC President Andrew Hamilton (left) and BeeMaid Rep John Sochaski (right) at the AGM

Max Bowen of the Regina Qu'Appelle Health Region spoke on Food Processing and Facilities. This is the gentleman you want to talk to if you are looking into

having your honey facility inspected.

We found out about studies in Bee Longevity and Colony Development presented by our very own Lloyd Harris (thank you, Lloyd).

And lastly, Corey Sheffied, curator of Invertebrate Zoology at Royal Saskatchewan Museum spoke about different bee species and Saskatchewan's bee diversity.

A great many raffle prizes were won including an original Sig Splett oil painting, which I unfortunately did not win. The door prize, a smoker donated by Bee Maid, was won by Justin Lueke.



Linda

## Welcome New Director, Judi Gazda

My husband Tom and I live on 35 acres, south of Lumsden. This is also home to two horses, two dogs, two cats, and now two bee hives. Last year as a beginning beekeeper, I discovered the Regina and District Bee Club and the vast pool of knowledge and expertise available from its members. I intend to bring my "novice beekeeper" perspective to the executive and

continue to develop as a beekeeper in my community.



## Club BeeMaid Order

In an effort to minimise the shipping costs members have to pay on orders from BeeMaid the RDBC board has made arrangements for bulk orders to be shipped to Regina.

If you want to participate in a bulk order this is the process:

- RDBC member contacts John Sochaski with BeeMaid in Tisdale and submits order with the request to be included in the monthly RDBC bulk order, the member will pay for the order at this time
- each months order must be submitted no later than the 25th of that month
- orders will be assembled and weighed by John and should arrive by the 30th of each month
- Once arrived in Regina the order will be picked up by Linda Kletchko for distribution from her place
- Participants of the months bulk order are contacted and must make arrangements to pick up their order within a week
- When a member arrives to pick up their order they will be charged their portion of the shipping based on weight (payable to the Regina Bee Club)

There is no guarantee that each month there will be multiple participants and therefore cheaper shipping. The shipping will be based on a flat rate with an added fuel surcharge. The club will pay for the shipping when the order comes in and will retain any orders that are not picked up on time or that shipping is not paid for. The percentage of shipping a member pays is based on weight, so if there is one order that is 100 lbs and an order that is 5 lbs the heavier order will pay more. You must pay your portion of the shipping at pickup before you will receive your order.

This arrangement has the advantage of lowering an individual's overall shipping cost (no matter the shipping method). The disadvantage to the arrangement is that an order placed at the beginning of the month would not arrive until the end of the month.

RDBC bulk monthly orders will operate from March 30 to September 30.


## Field Day & Fall Social

This year's field day has not yet been finalized. We are aiming for June so stay tuned for the information.

Do you have any suggestions for our field day and/or fall social events? We are always interested to hear what you want to do and see or if you are interested in being a host so please let us know!



Proudly Owned by Canadian Beekeepers



Carrying a full line of beekeeping equipment from several manufacturers:  
 -Dadant & Sons Ltd. -Mann Lake Supplies -Maxant -Dakota Gunness -Walter T. Kelley -Medivet -Perma-Dent Foundation -Pierco -Cook & Beals -Cowen Manufacturing Co. Inc -Lewis & Sons Enterprises Ltd -Plus many more!

Whatever your requirements we would be glad to help. Quality products for the beekeeping industry, including:

-Woodenware -Queen Rearing Supplies -Package Bees and Queens  
 -Beekeepers Apparel -Honey Containers -Extracting Equipment  
 -Beekeeping Tools -Novelties -Foundation -Medication & Chemicals.

Buyers of Light and Dark Beeswax at competitive prices. We can arrange your sugar requirements, dry or liquid sugar in small lots or delivered trailer loads.

**Alberta Honey Producers Co-Operative**  
 Box 3909 70 Alberta Avenue  
 Spruce Grove, AB T7X 3B1  
 T: 780-962-5667 F: 780-962-1653

**Bee Outfitters**  
 625 Roseberry Street  
 Winnipeg, MB R3H 0T4  
 T: 204-783-2240 F: 204-783-8468



**Bee Outfitters**  
 Hwy 3 West  
 Tisdale, SK S0E 1T0  
 T: 306-873-2521 F: 306-873-3455



Visit our website: [www.beemaid.com](http://www.beemaid.com) Shop at: [www.beemaidbestore.com](http://www.beemaidbestore.com)

## RDBC Drawn Comb Program

Many new beekeepers start out by purchasing a hive or a nuc, and then build all the remaining equipment they need. A problem arises with this process. New frames containing foundation require the comb to be drawn out (built). This is the case for both wax and plastic foundation. The issue is that the bees really have no interest in moving up into a super that contains nine frames of foundation.

In order to coax the bees up into the new super of foundation you need to alternate frames with every second frame being one which has already been drawn out. For new beekeepers the problem is

where do you get that drawn comb from?

The Regina & District Bee Club has a small stock of drawn comb which we offer to new members to help them get started. The program works like this:

- a new member brings two brand new supers with nine brand new frames each (foundation included) to a designated board member
- the new member receives one of their supers back filled with 9 frames of one year old drawn out light comb
- the new member can then make two supers of alternating comb and foundation to be applied to their hive(s)

• the designated board member then gets the new frames drawn out in preparation for next year

• the designated board member receives one super of foundation from the club for every two supers of foundation they get drawn out

It is important for members to know that bees require around 10lb's of feed for every pound of wax they produce, so it is important to make sure they have an adequate food supply when trying to draw out comb.

Notes:

• The RDBC will maintain a supply of between 10 & 20 supers of drawn out comb

• Excess equipment may be sold to members at current market value as determined by the board or may be raffled off at club events

• New members who have purchased nucs will be given preference

• Supplies may be limited from one year to another so equipment is available on a first come first serve basis

• Anyone responsible for getting comb drawn out must be inspected by the provincial specialist in apiculture



*Andrew*

## 2014 Beginner Beekeeping Courses

The [Saskatchewan Beekeepers' Association](#), the Regina and District Bee Club, Saskatoon Bee Club, and the Saskatchewan Ministry of Agriculture are pleased to offer the third annual two day Beginning Beekeepers Courses in the Regina and Saskatoon area.

Come and enjoy this two day course which enables participants to experience both theory and practical field experience. Participants of all experience levels are welcome.

Workshop lessons include:

- Standard beekeeping equipment

- Honey bee colony assessments
- Basic bee biology
- Seasonal beekeeping responsibilities
- Extracting/processing honey
- Disease and pest management practices

**Dates:** The Saskatoon course will be held Saturday May 10 and Sunday May 11. The Regina course will be held on Saturday May 31 and Sunday June 1.

**Lunch:** Provided with registration fee

**Time:** 8:30am both days

**Location:** The Saskatoon area course will be held in [Langham \(click for map\)](#)

and the [Regina area course will be located in St Josephs \(click for MAP\)](#).

**Cost:** \$175.00 CAD

**Registration:** Please complete and return your registration form as soon as possible. Download the registration form, print it and mail it into the address at the bottom of the page. ([Regina Registration form](#), [Saskatoon Registration form](#))

Refunds will be issued minus a \$25 administration fee up until this date as well. A charge of \$25 will be applied to NSF cheques.

Please note that this workshop is limited to a maximum of 30 participants. Please bring a bee hat and veil, a bee suit and proper footwear, there will be hands-on instruction in the bee yard. Note: Please contact Jessica Morris if you need a bee hat and veil.

### Contacts:

Registration  
Pam Yule  
306-314-9571  
[info@saskbeekeepers.com](mailto:info@saskbeekeepers.com)

Other inquiries  
Jessica Morris  
306-262-3322  
[jessmorris48@gmail.com](mailto:jessmorris48@gmail.com)



**Avocado-Lime Honey Smoothie**

**Avocado-Lime Honey Smoothie**

- 1 TBSP honey
- ½ small avocado, ripe
- 1 handful parsley
- 1 tsp lime juice
- ½ cup water

Wash and cut the avocado in half. Remove the seed and roughly chop the pulp. Wash the parsley and chop finely. Place honey, lime juice, avocado pulp, parsley, and water in a blender and blend on high for 20 seconds, or until thoroughly combined. Pour into a glass and enjoy.



**Beet, Carrot and Orange Juice with Honey**

**Beet, Carrot and Orange Juice with Honey**

- 1 ½ TBSP honey
- 1 beet
- 4 carrots
- 4 celery stalks
- 1 ½ oranges

Wash all of the vegetables and fruits. Peel the beets and carrots. Peel the orange and roughly chop. Juice the beets, carrots, celery and oranges in a juicer. Serve in a tall glass and add honey, stirring until incorporated. Can be served over ice, if desired.

\*If you do not own a juicer, you can create a delicious smoothie instead: Chop the beets, carrots and celery into small pieces and place all into a blender. Cut the orange in half and manually squeeze the juice into the blender. Add some of the orange pulp if desired. Add ½ cup of water and blend until smooth.

**Apple, Oat-bran and Honey Juice**

- 1 tsp honey
- 1 apple, chopped
- 1 TBSP oatmeal
- 1 TBSP barleycorn
- 2 TBSP wheat bran
- 1 ½ cup water

Wash all of the vegetables and fruits. Place all ingredients, with the exception of the honey, into a blender and blend on high. Pour into glass, adding honey into the glass and stir until combined. Serve and enjoy.

**Green Juice with Honey**

- 1 TBSP honey
- 1 pinch cayenne pepper
- 3 kale leaves
- 2 cups fresh spinach
- 2 celery stalks
- 1/4 cabbage
- 2 TBSP parsley
- 1 aloe vera leaf

Wash all greens. Carefully slice aloe vera leaf in half to expose the pulp. Scrape out pulp and place into a bowl. Juice all the greens and aloe vera pulp in a juicer. Pour juice into a tall glass. Add honey and cayenne pepper. Stir well before serving.

\*If you do not own a juicer, you can create a tasty green smoothie instead: Roughly chop the kale, spinach, celery, cabbage and parsley into pieces and place all into a blender. Add ½ cup of water and blend until smooth, adding additional water as needed. Stop blender and add honey

and cayenne pepper. Blend for an additional 10 seconds to incorporate the added ingredients. Pour into a tall glass and enjoy.

**Banana-berry Guava Smoothie with Honey**

- 1 tsp honey
- 1/3 cup strawberries
- 1 guava
- ½ banana
- 2/3 cup water

Wash the strawberries and remove their stems. Peel and chop the guava and the banana. Place all of the ingredients in a blender and blend on a medium speed for 2 minutes or until incorporated, adding water to thin out mixture to desired texture. Pour drink into a glass and enjoy.

 *National Honey Board*



**Apple, Oat-bran and Honey Juice**



**Green Juice with Honey**



**Banana-berry Guava Smoothie with Honey**

<b>For Sale</b>
<b>Honey</b> 30 & 50 lbs pails
<b>5 Frame Nucs &amp; Queens</b>

available after early June
To place order Contact Lloyd Harris 306-584-9563 Lharris@agview.sasktelmail.com

## President's Report

Well spring is finally here. Now comes the long anticipated spring check of your hives. I have heard of some people being disappointed with a high winter loss, most however have been pleasantly surprised with a lower winter loss than expected. Hopefully one of these days mother nature co-operates and quits sending us these cool days, it is only April I guess. We have a rule back home that as soon as you take the bees out of the wintering shed it is guaranteed to snow shortly thereafter. The rule is rarely wrong.

The club AGM was a great success this year, it was nice to meet all the new people as well as catch up with returning members. The executive team has arranged for members to be able to participate in bulk order shipments from BeeMaid,

April through to September. This will be a great advantage to many members.

We are planning on touring an orchard for our field day this year. It is something a little different but should be very interesting. Field days are great times get to know fellow members and talk bees, so I encourage new members especially to attend. The executive team is looking for ideas for our fall social. If you have any good fall social idea's please contact one of the executive directors.

Nuc orders have been high this year with many new members wanting to get started as well as members trying to make up winter losses. The drawn comb program is in its first year, if you would like to participate in it please contact either Linda or myself. The mentorship program has a

few less participants this year by comparison to last. I would like to remind newer beekeepers that an over wintered hive is very different from a nuc. It is a good idea to take advantage of the knowledge of some of the clubs more experienced members to insure you are prepared.






The SBA's Beginner Bee Course is filling up, if you wish to attend make sure you sign up soon. This is a great course and is highly recommended to all new beekeepers. It is a great learning tool and will help you learn some of the

do's and don'ts. The course also teaches about disease identification and prevention, which is important not just for your bees but also your neighbours' bees and the whole bee world in general. A quick reminder to anyone buying bees or equipment from an unknown source, make sure you know what you are getting. You don't want to end up with a bunch of disease problems.

I hope everyone's season is a success and I look forward to seeing you at the field day.

 *Andrew*

## Reminders

-  If you want to sell honey at Agribition you should start looking into getting a CFIA number or start going through the Sask Health approval process with Max
-  The Year at a Glance calendar project is still in need of three interested people, if you are interested please contact a board member
-  The Saskatchewan Highland Gathering and Celtic Festival will be in Moose Jaw on May 17 and in Regina on May 18. They are looking for interesting and different vendors to participate in their show. If you are interested you can get more information at <http://www.saskhighland.ca/regina/vendors-market> or contact Glenna Stewart at [harp@accesscomm.ca](mailto:harp@accesscomm.ca)
-  Make sure to add [ads@reginabeeclub.ca](mailto:ads@reginabeeclub.ca) to your safe senders list so that you don't miss any of our emails
-  Remember to check out the clubs website periodically as we post new and exciting things, [www.reginabeeclub.ca](http://www.reginabeeclub.ca)



**Peavey Mart**  
100% Canadian Owned  
Hardware & A Whole Lot More!

# BEE PREPARED!

See What all the **BUZZ** is about!  
Come in and see our great selection  
of Bee Keeping Supplies  
At all Peavey Mart locations including  
3939 East Quance Gate, Regina, SK

See something you like?

Have questions?

Do you have ideas or feedback?

Let us know!!!

---

P.O. Box 6A, RR1  
Regina, SK S4P 2Z1

PHONE:  
(306) 757-5958

E-MAIL:  
ilovebees@reginabeeclub.ca

---

We're on the Web!

See us at:

[www.reginabeeclub.ca](http://www.reginabeeclub.ca)



## Geoff's Corner

*Have questions and need information about beekeeping in Saskatchewan?*

*Do you want to become a registered Beekeeper in our Province?*


*Contact Saskatchewan's Provincial Apiarist:*


Geoff Wilson (306.953.2304)


Email: [geoff.wilson@gov.sk.ca](mailto:geoff.wilson@gov.sk.ca)



## Honey Today

 Wholesale Honey was averaged at \$4.67/lb during March 2014.

 Retail Honey was averaged at \$6.17/lb during March 2014.

 Canadian Bulk Honey was averaged at \$2.24/lb during December 2013.

*Statistics taken from the National Honey Board*



## About Our Club...

The Regina and District Bee Club has been active in the City of Regina for over fifty years as a cooperative for ordering honey bees and as a network for education and information on beekeeping.

It is a priority to inform members about current issues in the beekeeping industry to ensure that a proactive role is taken with all industry issues such as bee diseases, mites and pesticides.

The Regina and District Bee Club participates in the Agri-Ed Show Case at Canadian Western Agribition. The focus is to educate children from Grades 4-6 about agriculture and food. Club members volunteer their time to speak about the

bees and beekeeping to well in excess of 10,000 visitors each year.

The Regina and District Bee Club in partnership with the Saskatchewan Beekeepers Association profile the bee keeping industry as a whole in the Trade Show area in order to:

- Promote and sell products of the hive;
- Inform visitors about the industry and its role in the Saskatchewan economy; and
- Develop a relationship with other Saskatchewan agriculture producers.

## Want to Advertise in the Queen City Buzzzzzz?

Business Card \$10.00

1/4 pg \$25.00

1/3 pg \$30.00

1/2 pg \$45.00

1 pg \$80.00

Our next Newsletter will be early August. Deadline for submissions is July 25, 2014.

## Membership Benefits:

- A cooperative for ordering bees;
- At the annual meeting, guest speakers are invited to give presentations on current issues;
- Communication of industry issues to enable members to have a voice in provincial decision making;
- Hold "Field Days" to enable members to learn about beekeeping best practice methods; and
- Information and support system for fellow beekeepers.

